

PITCHING INSTRUCTIONS - W LEG STRETCHER

Flow Imports Ltd General Warranty

Subject to the exclusions and limitations set out below, Flow Imports Ltd will repair or replace (at its choice) merchandise supplied by Flow Imports Ltd (Goods) which fail due to faulty materials and manufacture during the warranty period.

The following exclusions and limitations apply to the Warranty:

The Warranty does not apply except to an original purchaser who purchased Goods new from a retail outlet.

The Warranty does not apply if:

- (a) a different product specific warranty is provided by Flow Imports Ltd; or
- (b) the Goods are not made by Flow Imports Ltd and an express warranty is provided by the maker of the Goods

The Warranty does not apply if the Goods have been used other than for reasonable personal camping use. Use in a commercial context (e.g. for rental or use by a commercial organization in its business operations) or continuous use in a domestic context are expressly excluded.

Damage due to reasonable wear and tear, accident, acts of God, negligence (other than by Flow Imports Ltd), failure by the purchaser to ensure instructions for use and care are observed, deterioration due to abnormal exposure to the elements, insect or mildew attack, or any other cause reasonably beyond the control of Flow Imports Ltd are all excluded.

Goods must be returned by the purchaser to the outlet from where they were purchased within the Warranty period, in a clean state with proof of purchase.

All transport cost and any other indirect costs are excluded from the Warranty. Flow imports Ltd reserves the right to make a reasonable charge for repairs which it determines are not within the scope of the Warranty.

The Warranty does not limit, modify or exclude any rights under any law if to do so would contravene that law or make any part of this Warranty invalid. However, Flow Imports:

- (a) Excludes (to the extent permitted by applicable law) all conditions and warranties that might otherwise be implied; and
- (b) Limits its liability for breach of any such condition or warranty that it cannot exclude together with its liability under Warranty, to repairing or replacing the Goods or paying the cost of having the Goods repaired or replace (at Flow Imports' option).

The Zempire Logo and related Campfire mark are registered trademarks of Flow imports Ltd, New Zealand. Any reproduction of this manual is prohibited without prior consent by Flow imports Ltd

For a detailed description of all the features and specifications of this product please visit our website.

WWW.ZEMPIRECAMPING.COM

Tested in New Zealand. Made with care in China

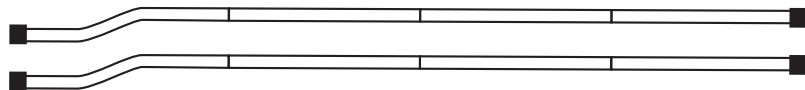


W LEG STRETCHER


zempire CAMPING EQUIPMENT FURNITURE SERIES



1. Assemble the 2 frame poles as shown below.



2. Insert the straight ends of each of the assembled poles into the openings on each side of the mat.



3. Pull the end of the mat over the end of each pole.




4. Adjust and align the poles so that the large holes are facing outwards.



5. Insert one end of the leg into the first hole.



6. With the bed on its side, push the other end of the leg down and insert into the opposing hole.



7. Repeat with all 4 legs.

NOTE:

- ENSURE LEGS ARE FULLY INSERTED INTO HOLES ON THE POLES
- DO NOT EXCEED THE 60KG WEIGHT LIMIT